

油式保安型

低壓電力電容器

LOW VOLTAGE POWER CAPACITORS
OIL TYPE



外型圖 / Outline Drawing

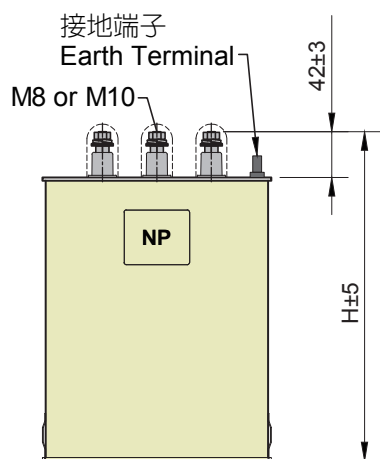
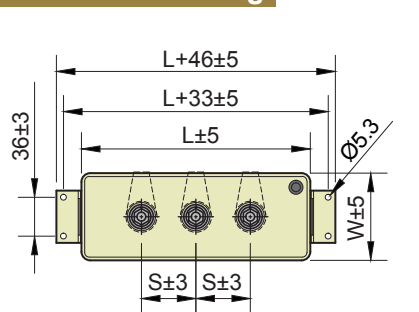


Fig. 1

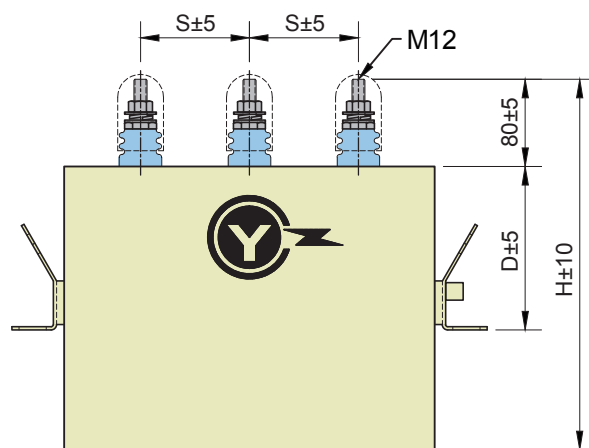
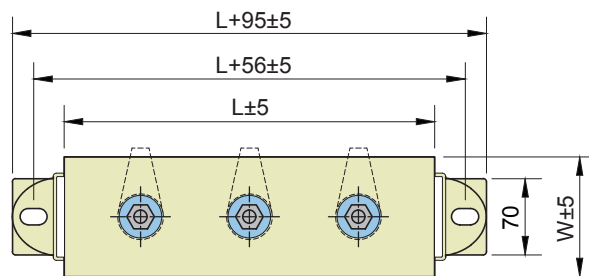


Fig. 2

尺寸規格表 / Specification Size

60Hz

額定電壓 Voltage	型式 Type	額定容量 Capacity		尺寸 Size (mm)					額定電流 Current (A)	接線端子 Line Terminals	參考圖 Diagram
		kVAR	μF	L	W	H	D	S			
220V	YSMA-22K10T	10	548	140	65	322	-	40	26.2	M8	Fig. 1
	YSMA-22K15T	15	822	210	80	302	-	50	39.4	M8	Fig. 1
	YSMA-22K20T	20	1096	210	80	342	-	50	52.5	M10	Fig. 1
	YSMA-22K25T	25	1370	230	95	312	-	50	65.6	M10	Fig.1
	YSMA-22K30T	30	1644	230	95	352	-	50	78.7	M10	Fig. 1
	YSMA-22K40T	40	2192	340	110	340	150	100	105	M12	Fig. 2
	YSMA-22K50T	50	2740	340	110	380	150	100	131	M12	Fig. 2
	YSMA-22K60T	60	3288	340	110	430	150	100	157	M12	Fig. 2
240V	YSMA-24K10T	10	461	140	65	302	-	40	24.1	M8	Fig. 1
	YSMA-24K15T	15	691	210	80	272	-	50	36.1	M8	Fig.1
	YSMA-24K20T	20	921	210	80	302	-	50	48.1	M10	Fig. 1
	YSMA-24K25T	25	1151	210	80	352	-	50	60.1	M10	Fig. 1
	YSMA-24K30T	30	1382	230	95	312	-	50	72.2	M10	Fig. 1
	YSMA-24K40T	40	1842	340	110	310	120	100	96.2	M12	Fig. 2
	YSMA-24K50T	50	2303	340	110	350	150	100	120	M12	Fig. 2
	YSMA-24K60T	60	2763	340	110	390	150	100	144	M12	Fig. 2
	YSMA-24K75T	75	3454	340	110	440	150	100	180	M12	Fig. 2

【其他規格規範均可承製】 Other specification available on request

尺寸規格表 / Specification Size

60Hz

額定電壓 Voltage	型式 Type	額定容量 Capacity		尺寸 Size (mm)					額定電流 Current (A)	接線端子 Line Terminals	參考圖 Diagram
		kVAR	μF	L	W	H	D	S			
260V	YSMA-26K10T	10	392	140	65	262	-	40	22.2	M8	Fig. 1
	YSMA-26K15T	15	589	140	65	352	-	40	33.3	M8	Fig. 1
	YSMA-26K20T	20	785	210	80	272	-	50	44.4	M8	Fig. 1
	YSMA-26K25T	25	981	210	80	312	-	50	55.5	M10	Fig. 1
	YSMA-26K30T	30	1177	210	80	362	-	50	66.6	M10	Fig. 1
	YSMA-26K40T	40	1570	340	110	300	120	100	88.8	M12	Fig. 2
	YSMA-26K50T	50	1962	340	110	330	150	100	111	M12	Fig. 2
	YSMA-26K60T	60	2354	340	110	350	150	100	133	M12	Fig. 2
	YSMA-26K75T	75	2943	340	110	420	150	100	167	M12	Fig. 2
	YSMA-26K80T	80	3139	340	110	430	150	100	178	M12	Fig. 2
280V	YSMA-28K10T	10	338	140	65	262	-	40	20.6	M8	Fig. 1
	YSMA-28K15T	15	507	140	65	322	-	40	30.9	M8	Fig. 1
	YSMA-28K20T	20	677	210	80	252	-	50	41.2	M8	Fig. 1
	YSMA-28K25T	25	846	210	80	282	-	50	51.6	M10	Fig. 1
	YSMA-28K30T	30	1015	210	80	322	-	50	61.9	M10	Fig. 1
	YSMA-28K40T	40	1353	340	110	270	120	100	82.5	M12	Fig. 2
	YSMA-28K50T	50	1692	340	110	300	120	100	103	M12	Fig. 2
	YSMA-28K60T	60	2030	340	110	330	150	100	124	M12	Fig. 2
	YSMA-28K75T	75	2537	340	110	370	150	100	155	M12	Fig. 2
	YSMA-28K80T	80	2707	340	110	380	150	100	165	M12	Fig. 2
380V	YSMA-38K10T	10	184	140	65	222	-	40	15.2	M8	Fig.1
	YSMA-38K15T	15	276	140	65	262	-	40	22.8	M8	Fig.1
	YSMA-38K20T	20	367	140	65	292	-	40	30.4	M8	Fig.1
	YSMA-38K25T	25	459	210	80	242	-	50	38.0	M8	Fig.1
	YSMA-38K30T	30	551	210	80	272	-	50	45.6	M8	Fig.1
	YSMA-38K40T	40	735	210	80	322	-	50	60.8	M10	Fig.1
	YSMA-38K50T	50	918	210	80	372	-	50	76.0	M10	Fig.1
	YSMA-38K60T	60	1102	340	110	290	120	100	91.2	M12	Fig.2
	YSMA-38K75T	75	1378	340	110	310	120	100	114	M12	Fig.2
	YSMA-38K80T	80	1470	340	110	320	120	100	122	M12	Fig.2
	YSMA-38K100T	100	1837	340	110	360	150	100	152	M12	Fig.2
400V	YSMA-40K10T	10	166	140	65	222	-	40	14.4	M8	Fig. 1
	YSMA-40K15T	15	249	140	65	252	-	40	21.7	M8	Fig. 1
	YSMA-40K20T	20	332	140	65	282	-	40	28.9	M8	Fig. 1
	YSMA-40K25T	25	414	210	80	232	-	50	36.1	M8	Fig. 1
	YSMA-40K30T	30	497	210	80	252	-	50	43.3	M8	Fig. 1
	YSMA-40K40T	40	663	210	80	312	-	50	57.7	M10	Fig. 1
	YSMA-40K50T	50	829	210	80	352	-	50	72.2	M10	Fig. 1
	YSMA-40K60T	60	995	340	110	270	120	100	86.6	M12	Fig.2
	YSMA-40K75T	75	1243	340	110	300	120	100	108	M12	Fig.2
	YSMA-40K80T	80	1326	340	110	310	120	100	115	M12	Fig.2
	YSMA-40K100T	100	1658	340	110	340	150	100	144	M12	Fig.2

【其他規格規範均可承製】 Other specification available on request

尺寸規格表 / Specification Size


60Hz

額定電壓 Voltage	型式 Type	額定容量 Capacity		尺寸 Size (mm)					額定電流 Current (A)	接線端子 Line Terminals	參考圖 Diagram
		kVAR	μF	L	W	H	D	S			
440V	YSMA-44K10T	10	137	140	65	212	-	40	13.1	M8	Fig. 1
	YSMA-44K15T	15	206	140	65	252	-	40	19.7	M8	Fig. 1
	YSMA-44K20T	20	274	140	65	282	-	40	26.2	M8	Fig. 1
	YSMA-44K25T	25	343	210	80	222	-	50	32.8	M8	Fig. 1
	YSMA-44K30T	30	411	210	80	252	-	50	39.4	M8	Fig. 1
	YSMA-44K40T	40	548	210	80	292	-	50	52.5	M10	Fig. 1
	YSMA-44K50T	50	685	210	80	332	-	50	65.6	M10	Fig. 1
	YSMA-44K60T	60	822	210	80	372	-	50	78.7	M10	Fig. 1
	YSMA-44K75T	75	1028	340	110	290	120	100	98.4	M12	Fig. 2
	YSMA-44K80T	80	1096	340	110	300	120	100	105	M12	Fig. 2
	YSMA-44K100T	100	1370	340	110	330	150	100	131	M12	Fig. 2
480V	YSMA-48K10T	10	115	140	65	222	-	40	12.0	M8	Fig. 1
	YSMA-48K15T	15	173	140	65	272	-	40	18.0	M8	Fig. 1
	YSMA-48K20T	20	230	140	65	322	-	40	24.1	M8	Fig. 1
	YSMA-48K25T	25	288	210	80	242	-	50	30.1	M8	Fig. 1
	YSMA-48K30T	30	345	210	80	272	-	50	36.1	M8	Fig. 1
	YSMA-48K40T	40	461	210	80	332	-	50	48.1	M10	Fig. 1
	YSMA-48K50T	50	576	210	80	372	-	50	60.1	M10	Fig. 1
	YSMA-48K60T	60	691	230	95	342	-	50	72.2	M10	Fig. 1
	YSMA-48K75T	75	863	340	110	320	120	100	90.2	M12	Fig. 2
	YSMA-48K80T	80	921	340	110	330	150	100	96.2	M12	Fig. 2
	YSMA-48K100T	100	1151	340	110	370	150	100	120	M12	Fig. 2
525V	YSMA-52K10T	10	96	140	65	222	-	40	11.0	M8	Fig. 1
	YSMA-52K15T	15	144	140	65	272	-	40	16.5	M8	Fig. 1
	YSMA-52K20T	20	192	140	65	322	-	40	22.0	M8	Fig. 1
	YSMA-52K25T	25	241	210	80	252	-	50	27.5	M8	Fig. 1
	YSMA-52K30T	30	289	210	80	282	-	50	33.0	M8	Fig. 1
	YSMA-52K40T	40	385	210	80	332	-	50	44.0	M8	Fig. 1
	YSMA-52K50T	50	481	230	95	312	-	50	55.0	M10	Fig. 1
	YSMA-52K60T	60	577	230	95	342	-	50	66.0	M10	Fig. 1
	YSMA-52K75T	75	722	340	110	320	120	100	82.5	M12	Fig. 2
	YSMA-52K80T	80	770	340	110	330	150	100	88.0	M12	Fig. 2
	YSMA-52K100T	100	962	340	110	370	150	100	110	M12	Fig. 2
600V	YSMA-60K10T	10	74	140	65	272	-	40	9.62	M8	Fig. 1
	YSMA-60K15T	15	111	140	65	362	-	40	14.4	M8	Fig. 1
	YSMA-60K20T	20	147	210	80	292	-	50	19.2	M8	Fig. 1
	YSMA-60K25T	25	184	210	80	302	-	50	24.1	M8	Fig. 1
	YSMA-60K30T	30	221	210	80	352	-	50	28.9	M8	Fig. 1
	YSMA-60K40T	40	295	230	95	342	-	50	38.5	M8	Fig. 1
	YSMA-60K50T	50	368	230	95	402	-	50	48.1	M10	Fig. 1
	YSMA-60K60T	60	442	340	110	350	150	100	57.7	M12	Fig. 2
	YSMA-60K75T	75	553	340	110	400	150	100	72.2	M12	Fig. 2
	YSMA-60K80T	80	589	340	110	410	150	100	77.0	M12	Fig. 2
	YSMA-60K100T	100	737	340	110	480	150	100	96.2	M12	Fig. 2

規範及特性 / Specification and Performance

型 式 Type	油式保安型 Oil Type	乾式鐵殼型 M Type	乾式圓筒型 C Type
內部充填 Impregnated or Filling	精製植物油(無 PCB's) Vegetable oil(non-PCB's)	環氧樹脂 EPOXY	超臨界真空乾燥氮氣充填 Supercritical vacuum N2 filling
衝擊電壓(BIL) Impulse voltage (BIL)	15kV (1.2×50μS)	15kV (1.2×50μS)	15kV (1.2×50μS)
包覆外殼 Outside Case	馬口鐵 / 不鏽鋼 Tin Plate or Stainless Steel	鍍鋅鋼板 Steel	耐壓鋁罐 Aluminum Can
保護等級 Degree of protection	IP 66	IP 50	IP 66
依據標準 Standards	CNS 1179, 3738; IEC 60831; JIS C 4901		
產品認證 Quality approval	正字標記認證 (台正字第2845號) CNS mark (No. 2845)		
工廠認證 Factory approval	ISO 9001(2015年版) 認證, ISO/IEC 17025(2017年版) TAF認證 ISO 9001:2015 certificated, ISO/IEC 17025 certificated		
適用高度 Usable altitude	海拔2000公尺以下; 乾式屋內型相對濕度95%以下 Not exceeding 2000M; Relative Humidity below 95% for dry-type and indoor use capacitors.		
電介質 Dielectric	蒸著金屬聚丙烯塑膠膜, 具自復性機能 Metallized polypropylene film with self-healing mechanism.		
頻 率 Frequency	60Hz		
容量誤差 Tolerance	-5%~+10%		
周圍溫度 Ambient temperature	-25°C~+50°C (24小時平均溫度小於40°C, 一年平均溫度小於30°C) -25°C~+50°C (24hours average below 40°C, annual average below 30°C) [Other ambient temperature categories on request]		
最大容許過電壓 Maximum permissible voltage	額定電壓110% (24小時中8小時以內) 110% of rated voltage (8 hrs in every 24 hrs) 額定電壓115% (24小時中30分鐘以內) 115% of rated voltage (30 min in every 24 hrs) 額定電壓120% (5分鐘, 最多200次) 120% of rated voltage (5 min / max 200times) 額定電壓130% (1分鐘, 最多200次) 130% of rated voltage (1 min / max 200 times)		
最大容許過電流 Maximum permissible current	額定電流130% 130% of rated current		
介質損失率 Dissipation factor of dielectric	小於0.02% 或 0.2W / kVAR (不含放電電阻) Less than 0.02% or 0.2W / kVAR (without discharge resistors)		
電容器損失率 Dissipation factor of capacitor	小於0.15% 或 1.5W / kVAR (含放電電阻) Less than 0.15% or 1.5W / kVAR (with discharge resistors)		
端子間耐電壓 Test voltage between terminals	額定電壓×2.15VAC, 施加10秒 Rated voltage x 2.15 VAC, 10 second		
端子與外殼間耐電壓 Test voltage between terminals and case	3000VAC, 施加1分鐘 3000VAC, 1 minute (For indoor use)		
絕緣電阻(T-C) Insulation resistance	1000MΩ以上 above 1000MΩ		
放電特性 Discharge character	電容器切離電源1分鐘後, 殘餘電壓降至50V以下 The residual voltage drops to 50V or lower in 1 minute after capacitor being disconnected from power source		
保安性 Safety	內裝壓力拉斷式保安裝置具過載及故障保護機能, 通過UL 810之AFC 10000A認證, 案號E112211. Internal protective device (Pressure sensitive interrupter) with overload and failure protection. UL 810 AFC 10000A approval, File NO. E112211.		
容許湧入電流 Max Inrush current	額定電流×200倍 Rated current x 200		

【其他規格規範均可承製】 Other specification available on request



LOW VOLTAGE POWER CAPACITORS OIL TYPE

純勁電力來自裕昌電容



裕昌機電工廠股份有限公司

YUHCHANG ELECTRIC CO., LTD.

YCE CAT-17 V04 2020.06

總公司：台中市清水區中正街59號 TEL：(04)2622-4188 FAX：(04)2622-4646
台北聯絡處：台北市復興南路一段321號二樓 TEL：(02)2702-1616 FAX：(02)2706-6162
高雄聯絡處：高雄市復興一路5之1號 TEL：(07)241-7766 FAX：(07)291-5282

ADD: No.59, Chung Cheng St., Ching Shui Dist., Taichung City 43653, Taiwan. WEB: www.capacitor.com.tw E-mail: yce919.ms1.hinet.net