



充氣式乾式低壓電容器 (鋁殼C型) >>>>

圓型鋁質外殼 / 氮氣充填 / 內裝保安裝置 / 附放電電阻 / 屋內型
 Cylindrical Aluminum Case / N₂ Filling / Internal Protective Device /
 With Discharge Resistors / Indoor Use

特點 / FEATURES

《C型》充氣式乾式低壓電容器採用圓型鋁質外殼，具有體積小、防火性及耐候性方面等絕佳效果，為節省空間、降低使用成本之理想設計。具有下列優點：

- ◆ 乾式、氣體充填、無污染環保產品
- ◆ 保安性：具自復性機能、電容器每相內裝壓力拉斷型保護裝置，具過載及故障保護機能
- ◆ 防觸電端子組，配線簡易
- ◆ 介質損失小，溫昇低，壽命長
- ◆ 外殼底部附固定兼接地螺栓，安裝簡便

C-series dry-type low voltage power capacitor uses aluminum can having compact volume, anti-fire and against climate change characters. This is the best design for saving space and cost down. There are following merits:

- ◆ Dry-type, N₂ (Nitrogen) filling, and non-pollution of environment friendly products.
- ◆ Safety : Self-healing mechanism, internal protective device (Overpressure tear-off fuse) with overload and failure protection for every phase.
- ◆ Against electric shock terminals, easy connection.
- ◆ Low dissipation factor, low temperature rise, long service life.
- ◆ The bottom of the can has a mounting stud for mounting and earthing at the same time, easy for installation.



外形圖 / Outline Drawing

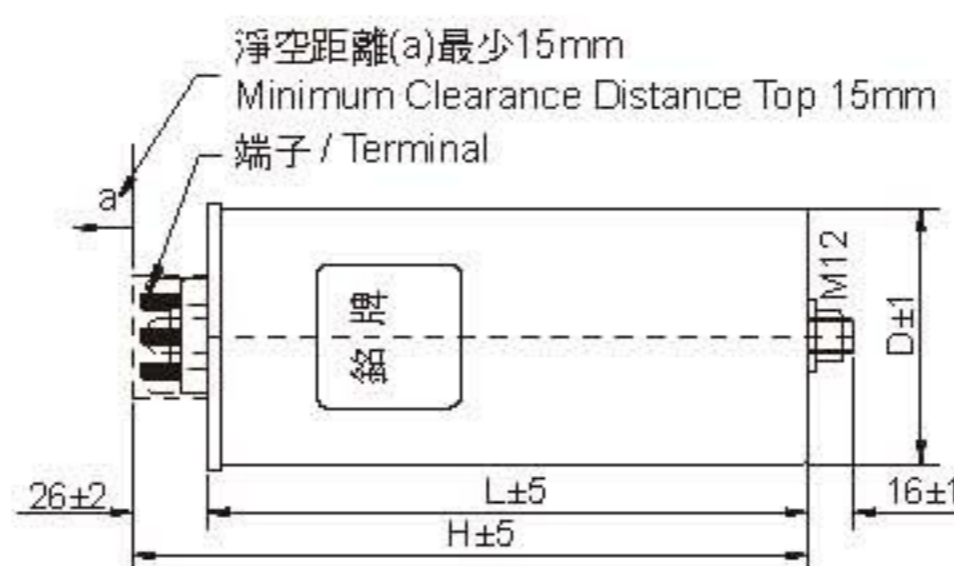
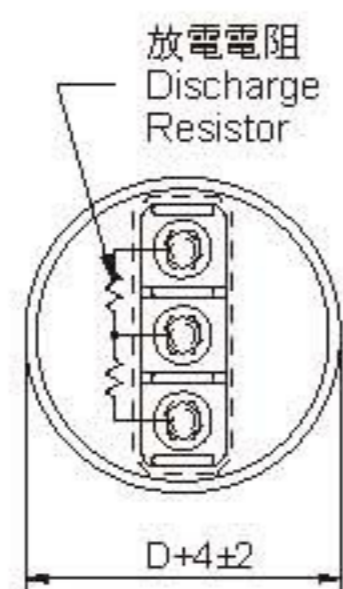
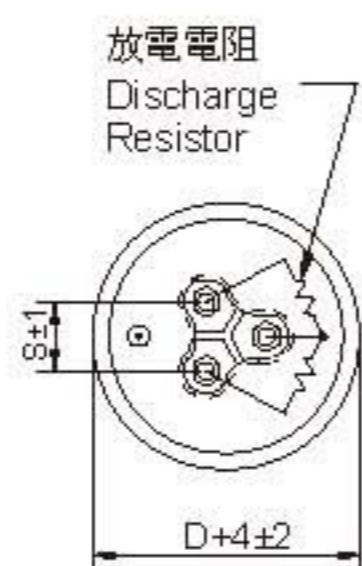


Fig. 1

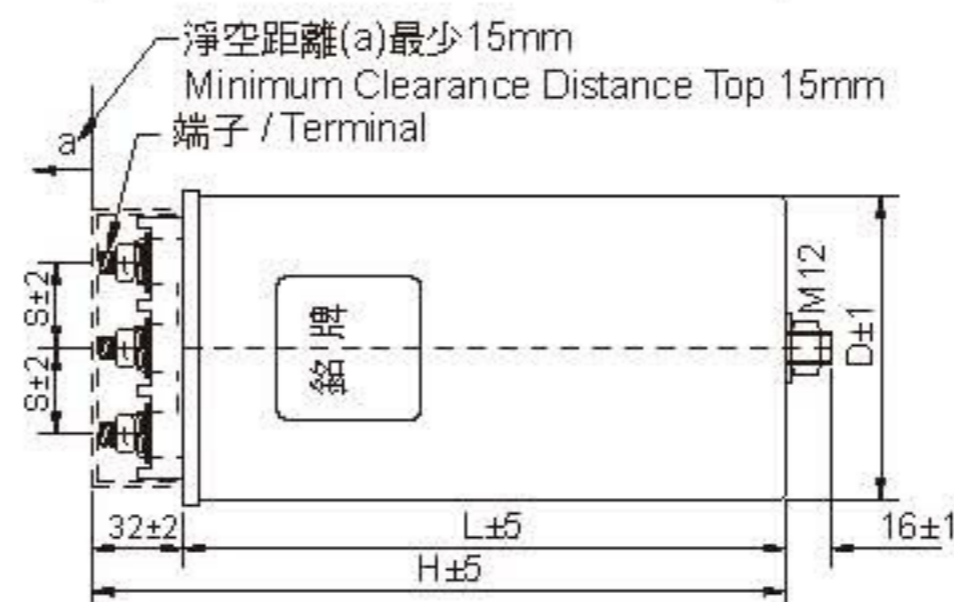


Fig. 2

260V 3Ø 50Hz

型式 Type	額定容量 Capacity		額定電流 Current (A)	尺寸 Size (mm)				接線 端子 Line terminals	概略 重量 kg	參考圖 Diagram
	kVAR	μF		D	L	H	S			
YYMB-26K15TGC	15	707	33.3	136	240	272	30	M10	2.31	Fig.2
YYMB-26K20TGC	20	942	44.4	136	240	272	30	M10	2.75	Fig.2

適用條件：系統電壓220V，APFR控制，有串聯6%或8%電抗器時，或諧波含量較高時。

Conditions : Line voltage 220V, controlled by APFR, with 6% or 8% series reactors, or higher harmonics.



440V 3Ø 50Hz

型式 Type	額定容量 Capacity		額定電流 Current (A)	尺寸 Size (mm)				接線 端子 Line terminals	概略 重量 kg	參考圖 Diagram
	kVAR	μF		D	L	H	S			
YYMB-44K15TGC	15	247	19.7	96	240	272	22	M8	1.52	Fig.2
YYMB-44K20TGC	20	329	26.2	116	240	272	30	M8	1.90	Fig.2
YYMB-44K25TGC	25	411	32.8	136	240	272	30	M10	2.26	Fig.2
YYMB-44K30TGC	30	493	39.4	136	240	272	30	M10	2.63	Fig.2

適用條件：系統電壓380V，單獨裝設，有諧波回路，APFR控制，或有串聯6%電抗器時。

Conditions: Line voltage 380V, Single equipped with circuit, circuit with harmonics, controlled by APFR, or with 6% series reactors.

480V 3Ø 50Hz

型式 Type	額定容量 Capacity		額定電流 Current (A)	尺寸 Size (mm)				接線 端子 Line terminals	概略 重量 kg	參考圖 Diagram
	kVAR	μF		D	L	H	S			
YYMB-48K15TGC	15	207	18.0	106	240	272	22	M8	1.63	Fig.2
YYMB-48K20TGC	20	276	24.1	116	240	272	30	M8	1.96	Fig.2
YYMB-48K25TGC	25	346	30.1	136	240	272	30	M10	2.44	Fig.2
YYMB-48K30TGC	30	415	36.1	136	240	272	30	M10	2.73	Fig.2

適用條件：系統電壓380V，APFR控制，有串聯6%或8%電抗器時，或諧波含量較高時。

Conditions: Line voltage 380V, controlled by APFR, with 6% or 8% series reactors, or higher harmonics.

525V 3Ø 50Hz

型式 Type	額定容量 Capacity		額定電流 Current (A)	尺寸 Size (mm)				接線 端子 Line terminals	概略 重量 kg	參考圖 Diagram
	kVAR	μF		D	L	H	S			
YYMB-52K15TGC	15	173	16.5	106	240	272	22	M8	1.66	Fig.2
YYMB-52K20TGC	20	231	22.0	116	240	272	30	M8	2.04	Fig.2
YYMB-52K25TGC	25	289	27.5	136	240	272	30	M10	2.49	Fig.2
YYMB-52K30TGC	30	347	33.0	136	240	272	30	M10	2.79	Fig.2

適用條件：系統電壓380V，APFR控制，有串聯8%或13%電抗器時，或諧波含量很高時。

Conditions: Line voltage 380V, controlled by APFR, with 8% or 13% series reactors, or very high harmonics.

備註：其他規格均可代為設計製造 (Note: Other specification available on request)